



Dianna Spieker
Tom Green County Treasurer

**FY 2025 Investment Quarterly Report
Ending December 2024**

THE STATE OF TEXAS ()
COUNTY OF TOM GREEN ()
AFFIDAVIT ()

According to GC 2256.023, I, Dianna M Spieker, Tom Green County Treasurer and Investment Officer, do hereby submit The Quarterly Investment Report. The Treasurer's Books and the Auditor's General Ledger agree. The Investment Statements are reconciled monthly.

All investments comply with the Public Funds Investment Act and the Tom Green County Investment Policy. The investment strategy is passive, which maintains a liquid cash flow and the safety of the investment as priorities. As your Treasurer, I keep a watchful eye to ensure that the "return of our principal" takes precedence over the "return on our principal." {GC 2256.023}


The following sections contain the summary statement of each pooled fund group that states the beginning market value and the ending market value, along with the total accrued interest. For Local Investment Pools and Certificates of Deposit, the market value and the book value approximate the same value. The Tom Green County Investment Officer has no control or authority in the decisions of said Investment Pools regarding how the investments are diversified. Wells Fargo and Texas State bank follow the directive that all certificates of deposit shall be at a federally insured depository institution, and the total amount of the principal and accrued interest is insured by the United States.

Furthermore, The Investment Pools comply with GC 2256.016 and specifically to the reporting requirements of sections(c) (1) and (2). The Certificates of Deposit comply with GC 2256.010

As a matter of internal accounting procedure, any interest earned by financial institutions post that to our accounts on the last business day of the month may not be included in the combined statement of receipts and disbursements until the following month. These amounts are disclosed in this report.

Therefore, Dianna Spieker, County Treasurer of Tom Green County, Texas, who is fully sworn, upon oath, says that the within and foregoing report is true and correct to the best of her knowledge.


I filed with accompanying vouchers this, the 11th Day of February 2025.


Dianna Spieker, Treasurer, Tom Green County / Date

Commissioners' Court, having reviewed the Investment Quarterly Report as presented, hereby approve the report and request that it be filed with the official minutes of this meeting. In addition, the below signatures affirm that the Investment Report complies with the statutes as referenced. {GC 2256.023} and the affidavit states the ending quarterly balance of investments that are in the custody of the county treasurer equals: **\$30,327,590.02**



County Judge Lane Carter




Commissioner Ralph Hoelscher- Pct. #1



Commissioner Rick Bacon - Pct. #3

Commissioner Sammy Farmer- Pct. #2



Commissioner Shawn Nanny - Pct. #4

Investment Quarterly Report

*Prepared by Dianna Spieker, Tom Green County Treasurer
And Investment Officer*

Table of Contents

Internal Management and Investment Strategy Disclosure	
Trial Balance for Investments By Fund	Page <u>2</u>
Investment Pools - Beginning and Ending Market/Book Value; Portfolio Diversification and Interest Accrued	Page <u>3</u>
Interest Booked for Investments	Page <u>4</u>
Investments Held - Certificates of Deposit	Page <u>6</u>
Investment Held – Securities	Page <u>8 11</u>

Investment Pools GC 2256.023 (b) (4)

Daily Liquidity Pools include Texas Class, Texpool, and Texpool Prime. Funds can be deposited and withdrawn daily

Certificates of Deposits (CD's) Investments GC 2256.023 (b) (5)(6)

CDs are held by Texas State Bank and/or Wells Fargo.

Funds are not immediately available – the best practice is to wait until maturity. If needed, investments can be sold to access the funds

Securities Investments GC 2256.023 (b) (5)

At this time, Tom Green County has no investments in this category.

Funds are not immediately available – the best practice is to wait until maturity. If needed, investments can be sold to access the funds

Trollinger Estate Investments is not subject to GC 2256

The Estate of Sally Hunter Trollinger Filed 12/27/2000
County Court Cause No. OOP542

County Clerk Records Volume 401 Beginning Page 621

Various oil, gas, and mineral royalty interests were bequeathed to Tom Green County to be used for the Library of Tom Green County. The only working interest is the Yates Field, which is continuing to produce positive cash flow.

These holdings will be held until such time as the Commissioners' Court deems it prudent to divest said holdings.

Internal Management Reports

Government Code Sec. 2256.023. INTERNAL MANAGEMENT REPORTS. (a) Not less than quarterly, the investment officer shall prepare and submit to the governing body of the entity a written report of investment transactions for all funds covered by this chapter for the preceding reporting period.

(b) The report must:

- (1) describe in detail the investment position of the entity on the date of the report;
- (2) be prepared jointly by all investment officers of the entity;
- (3) be signed by each investment officer of the entity;
- (4) contain a summary statement of each pooled fund group that states the:
 - (A) beginning market value for the reporting period;
 - (B) ending market value for the period; and
 - (C) fully accrued interest for the reporting period;
- (5) state the book value and market value of each separately invested asset at the end of the reporting period by the type of asset and fund type invested;
- (6) state the maturity date of each separately invested asset that has a maturity date;
- (7) state the account or fund or pooled group fund in the state agency or local government for which each individual investment was acquired; and
- (8) state the compliance of the investment portfolio of the state agency or local government as it relates to:
 - (A) the investment strategy expressed in the agency's or local government's investment policy; and
 - (B) relevant provisions of this chapter.

(c) The report shall be presented not less than quarterly to the governing body and the chief executive officer of the entity within a reasonable time after the end of the period.

(d) If an entity invests in other than money market mutual funds, investment pools, or accounts offered by its depository bank in the form of certificates of deposit, or money market accounts or similar accounts, the reports prepared by the investment officers under this section shall be formally reviewed at least annually by an independent auditor, and the result of the review shall be reported to the governing body by that auditor.

Statement of Investment Strategy

All investments are in compliance with both the Public Funds Investment Act and the Tom Green County Investment Policy. The investment strategy is passive, which maintains a liquid cash flow and safety of the investment as priorities. As your Treasurer I keep a watchful eye to ensure that the “return of our principal” takes precedent over the “return on our principal”. {GC 2256.023}

ACCOUNT SUMMARY TRIAL BALANCE FOR FY25/OCT TO DEC

FUND 0001

ACCOUNT ACCOUNT NAME	BEG. BALANCE	ORG	DEBITS	CREDITS	NET CHANGE	END BALANCE
0001 11512 SECURITIES	4,000,000.00	0001	.00	4,000,000.00	-4,000,000.00	.00
0001 11513 FFBNK CERTIFICATE OF DEPOSITS	18,538,000.00	0001	3,918,000.00	10,484,000.00	-6,566,000.00	11,972,000.00
0001 11514 DISCOUNT US TREASURY BOND	-20,878.04	0001	20,878.04	.00	20,878.04	.00
0001 11515 TEXAS CLASS	19,602,286.00	0001	137,159.54	9,606,908.54	-9,469,749.00	10,132,537.00
0001 11517 TEXPOOL INVESTMENTS	1,465,640.40	0001	18,031.81	6,194.14	11,837.67	1,477,478.07
0001 11518 TEXPOOL PRIME INVESTMENTS	2,759,984.20	0001	34,631.29	11,925.23	22,706.06	2,782,690.26
TOTALS FOR FUND 0001						
GENERAL FUND	46,345,032.56		4,128,700.68	24,109,027.91	-19,980,327.23	26,364,705.33
0078 BAIL BOND COLLATERAL						
0078 11513 CERTIFICATE OF DEPOSITS	400,000.00	0078	.00	.00	.00	400,000.00
0078 11515 CLEAR TEXAS CLASS	343,238.33	0078	4,255.79	19,723.66	-15,467.87	327,770.46
0078 11515 QUICK TEXAS CLASS	29,580.75	0078	366.75	1,708.77	-1,342.02	28,238.73
TOTALS FOR FUND 0078						
BAIL BOND COLLATERAL	772,819.08		4,622.54	21,432.43	-16,809.89	756,009.19
0699 BLOCK GRANTS						
0699 11515 21011 TEXAS CLASS	3,206,875.50	0699	.00	.00	.00	3,206,875.50
TOTALS FOR FUND 0699						
BLOCK GRANTS	3,206,875.50		.00	.00	.00	3,206,875.50
REPORT TOTALS	50,324,727.14		4,133,323.22	24,130,460.34	-19,997,137.12	30,327,590.02
** END OF REPORT - Generated by JENNIFER ENGLERT **						

Fiscal Year	Sep-24	Oct-24	Nov-24	Dec-24	Jan-25	Feb-25	Mar-25	Apr-25	May-25
Beginning and Ending Market Value/Book Value - TGC									

Texas Class	\$ 22,809,161.50	\$ 16,886,931.69	\$ 13,339,412.50	\$ 13,393,140.41					
Texpool	\$ 1,465,640.40	\$ 1,465,837.68	\$ 1,477,478.07	\$ 1,483,201.41					
Texpool Prime	\$ 2,759,984.20	\$ 2,760,361.54	\$ 2,782,690.26	\$ 2,793,785.66					
Tex Star	\$ -	\$ -	\$ -	\$ -					
Logic	\$ -	\$ -	\$ -	\$ -					

Portfolio Diversification Texas Class

Collateralized Bank Deposits	0.24%	0.19%	0.19%	0.23%					
Commercial Paper	84.89%	83.59%	85.77%	86.48%					
Money Market Funds	3.38%	5.02%	3.03%	4.24%					
Repurchase Agreements	11.50%	11.20%	11.00%	9.06%					
U.S Government Agencies	0.00%	0.00%	0.00%	0.00%					
FDIC Insured Deposits	0.00%	0.00%	0.00%	0.00%					
Total Percentage of Portfolio	100.01%	100.00%	99.99%	100.01%	0.00%	0.00%	0.00%	0.00%	0.00%

Portfolio Diversification TexPool

Agencies	36.40%	38.10%	40.70%	33.90%					
Repurchase Agreements	29.00%	26.90%	25.50%	34.10%					
Treasuries	29.90%	30.40%	29.20%	26.40%					
Money Market Funds	4.70%	4.60%	4.60%	5.60%					
	100.00%	100.00%	100.00%	100.00%	0.00%	0.00%	0.00%	0.00%	0.00%

Portfolio Diversification TexPool PRIME

Commercial Paper	43.30%	41.60%	48.80%	53.70%					
Repurchase Agreements	30.40%	33.90%	29.50%	30.40%					
Variable Rate Notes	26.20%	24.50%	21.70%	12.50%					
Money Market Funds	0.00%	0.00%	0.00%	0.00%					
Other	0.00%	0.00%	0.00%	3.40%					
Government	0.00%	0.00%	0.00%	0.00%					
	99.90%	100.00%	100.00%	100.00%	0.00%	0.00%	0.00%	0.00%	0.00%

Portfolio Diversification TexStar

Agencies	0.00%	0.00%	0.00%	0.00%					
Repurchase Agreements	0.00%	0.00%	0.00%	0.00%					
Treasuries	0.00%	0.00%	0.00%	0.00%					
Money Market Funds	0.00%	0.00%	0.00%	0.00%					
	0.00%	0.00%	0.00%	0.00%	0.00%	0.00%	0.00%	0.00%	0.00%

Portfolio Diversification Logic

Commercial Paper	0.00%	0.00%	0.00%	0.00%					
Repurchase Agreements	0.00%	0.00%	0.00%	0.00%					
Variable Rate Notes	0.00%	0.00%	0.00%	0.00%					
Money Market Funds	0.00%	0.00%	0.00%	0.00%					
Government	0.00%	0.00%	0.00%	0.00%					
	0.00%	0.00%	0.00%	0.00%	0.00%	0.00%	0.00%	0.00%	0.00%

First Financial -CD's

	FF	FF	FF	FF	FF	FF	FF	FF	FF
Interest Earned	65,911.58	130,361.37	137,620.92	40,505.95					
Net Earnings	65,911.58	130,361.37	137,620.92	40,505.95	0.00	0.00	0.00	0.00	0.00

First Financial -CD's

	FF	FF	FF	FF	FF	FF	FF	FF	FF
Market Value	22,538,000.00	21,095,000.00	13,193,000.00	11,972,000.00					
Book Value	22,538,000.00	21,095,000.00	13,193,000.00	11,972,000.00					

3

02/05/2025
14:32:14

TOM GREEN COUNTY
FY25 INTEREST EARNED FOR OCT NOV DEC

PAGE 1
glflxrpt

FROM 2025 01 TO 2025 03

	ORIGINAL APPROP	TRANFRS/ ADJSTMTS	REVISED BUDGET	ACTUALS	ENCUMBRANCES	AVAILABLE BUDGET	PCT USED
43701 DEPOSITORY INTEREST	312,530	65,000	377,530	137,839.25	.00	239,690.75	36.5%
TOTAL REVENUES	312,530	65,000	377,530	137,839.25	.00	239,690.75	
43703 CERTIFICATE OF DEPOSIT INTERES	600,000	0	600,000	283,951.92	.00	316,048.08	47.3%
TOTAL REVENUES	600,000	0	600,000	283,951.92	.00	316,048.08	
43704 INTEREST ON SECURITIES	26,000	0	26,000	43,378.04	.00	-17,378.04	166.8%
TOTAL REVENUES	26,000	0	26,000	43,378.04	.00	-17,378.04	
43705 TEXAS CLASS INTEREST	1,000,000	0	1,000,000	132,537.00	.00	867,463.00	13.3%
TOTAL REVENUES	1,000,000	0	1,000,000	132,537.00	.00	867,463.00	
43707 TEXPOOL INTEREST	70,000	0	70,000	11,837.67	.00	58,162.33	16.9%
TOTAL REVENUES	70,000	0	70,000	11,837.67	.00	58,162.33	
43708 TEXPOOL PRIME INTEREST	125,000	0	125,000	22,706.06	.00	102,293.94	18.2%
TOTAL REVENUES	125,000	0	125,000	22,706.06	.00	102,293.94	
43712 MINERAL INTEREST	750	0	750	.00	.00	750.00	.0%
TOTAL REVENUES	750	0	750	.00	.00	750.00	
GRAND TOTAL	2,134,280	65,000	2,199,280	632,249.94	.00	1,567,030.06	28.7%

First Financial Bank

Certificates of Deposits (CD's) Investments GC 2256.023

The Excel Spreadsheet includes the CD Name, Rate, Maturity Date, Cost and Market Value for each individual CD purchased. *GC 2256.023 (b) (5) (6)*

All CD's are purchased utilizing Fund 0001 – General Fund. *GC 2256.023 (b) (7)*

**

Texas State Bank- Closed as of April 2024

Broker	FUND	Maturity		FDIC Cert	Holding bank			CUSIP	Settlement		MM/YY	Fiscal
		Date	Callable			\$	11,972,000.00		date	Yield		
Hilltop	1-General	01/10/25	04/12/24	35214	FIRST RELIANCE BANK	\$	238,000.00	33615RGW2	01/12/24	4.700	Jan-25	2025
Hilltop	1-General	01/10/25		16659	NORTHEAST BANK MINNEAPOL	\$	239,000.00	66406PDG7	01/12/24	4.600	Jan-25	2025
Hilltop	1-General	01/13/25		57784	NANTAHALA B&T FRANKLIN	\$	248,000.00	630096DC6	01/12/24	4.700	Jan-25	2025
Hilltop	1-General	01/16/25		3719	AMERICAN COML BK & TR	\$	249,000.00	02519ACE5	01/17/24	4.600	Jan-25	2025
Hilltop	1-General	01/17/25		34775	EVERBANK NA	\$	239,000.00	29978MBQ0	01/19/24	4.600	Jan-25	2025
Hilltop	1-General	01/17/25		58316	INVESTAR BANK NA	\$	249,000.00	46091MAX2	01/17/24	4.600	Jan-25	2025
Hilltop	1-General	01/17/25		58341	MOUNTAIN PACIFIC BANK	\$	238,000.00	62424PAF9	01/19/24	4.650	Jan-25	2025
Hilltop	1-General	01/17/25		6176	PENDLETON COM BK WV	\$	249,000.00	706733AD4	01/19/24	4.600	Jan-25	2025
Hilltop	1-General	01/17/25		89	SIGNATURE BK OF ARKANSAS	\$	249,000.00	82669LKP7	01/17/24	4.600	Jan-25	2025
Hilltop	1-General	01/21/25		873	SYNOVUS BANK GA	\$	242,000.00	87164DXD7	06/18/24	5.400	Jan-25	2025
Hilltop	1-General	01/24/25		32203	SUMMIT STATE BANK	\$	240,000.00	866264DU5	04/24/24	5.150	Jan-25	2025
Hilltop	1-General	01/27/25		20727	DALLAS CAPITAL BANK	\$	243,000.00	234553ER2	07/26/24	5.050	Jan-25	2025
Hilltop	1-General	01/27/25		34217	FIRST BANK/HATTIESBURG	\$	243,000.00	88334JAG5	07/26/24	5.150	Jan-25	2025
Hilltop	1-General	01/29/25		90250	INST SAV NEWBURYPORT VIC	\$	248,000.00	45780PBZ7	04/29/24	5.200	Jan-25	2025
Hilltop	1-General	01/30/25		8681	LAMONT BANK OF ST JOHN	\$	248,000.00	513604AB4	07/30/24	5.100	Jan-25	2025
Hilltop	1-General	01/31/25		34908	COGENT BANK	\$	243,000.00	19240XAV9	07/31/24	5.050	Jan-25	2025
Hilltop	1-General	01/31/25		21843	MIZUHO BANK USA	\$	243,000.00	60700PK75	07/31/24	5.000	Jan-25	2025
Hilltop	1-General	02/07/25		25173	MEADE COUNTY BANK	\$	240,000.00	582894AF8	05/08/24	5.200	Feb-25	2025
Hilltop	1-General	02/14/25		58665	LIVE OAK BANKING COMPANY	\$	248,000.00	538036K37	05/15/24	5.200	Feb-25	2025
Hilltop	1-General	02/14/25		3511	WELLS FARGO BANK NA	\$	240,000.00	949764HN3	05/14/24	5.250	Feb-25	2025
Hilltop	1-General	02/20/25		7230	NBT BANK	\$	241,000.00	628779HF0	06/20/24	5.400	Feb-25	2025
Hilltop	1-General	02/26/25		23623	WASHINGTON TRST WESTERLY	\$	239,000.00	940637SJ1	04/26/24	5.150	Feb-25	2025
Hilltop	1-General	03/18/25		2270	ZIONS BANCORP NA	\$	240,000.00	98970LNA7	06/18/24	5.400	Mar-25	2025
Hilltop	1-General	03/20/25		57803	ALLY BANK	\$	240,000.00	02007G2J1	06/20/24	5.400	Mar-25	2025
Hilltop	1-General	03/25/25		7213	CITIBANK NA	\$	240,000.00	17312Q4X4	06/25/24	5.400	Mar-25	2025
Hilltop	1-General	04/01/25		33124	GOLDMAN SACHS BANK USA	\$	244,000.00	38150VYM5	10/01/24	4.250	Apr-25	2025
Hilltop	1-General	04/02/25		3510	BANK OF AMERICA NA	\$	244,000.00	06051XHP0	10/02/24	4.350	Apr-25	2025
Hilltop	1-General	04/04/25		16249	DEVON BANK/CHICAGO IL	\$	249,000.00	251795DB3	10/04/24	4.300	Apr-25	2025
Hilltop	1-General	04/11/25		57368	BANKWELL BANK	\$	244,000.00	06654BGM7	10/11/24	4.400	Apr-25	2025
Hilltop	1-General	04/17/25		57101	MISSION VALLEY BANK	\$	244,000.00	60520BAS9	10/17/24	4.200	Apr-24	2025
Hilltop	1-General	06/27/25	03/28/24	9735	STATE BANK OF NEW RICH	\$	248,000.00	856555EK9	12/28/23	5.000	Jun-25	2025
Hilltop	1-General	09/30/25	12/30/2024	35295	SOUTHERN FIRST BANK NA	\$	249,000.00	84287PKB7	09/30/24	4.300	Sep-25	2025
Hilltop	1-General	10/03/25	1/4/2025	15118	GATEWAY FIRST BANK	\$	249,000.00	367612BF4	10/04/24	4.350	Oct-25	2025
Hilltop	1-General	10/10/25	01/11/25	32242	LIBERTY SAVINGS BANK FSB	\$	249,000.00	531194BD9	10/11/24	4.200	Oct-25	2026
Hilltop	1-General	10/10/25	04/11/25	6548	US BANK NA CINCINNATI	\$	239,000.00	90355UHC2	10/11/24	4.250	Oct-25	2026
Hilltop	1-General	10/16/25	01/16/25	7074	GLENS FALLS NATL B&T NY	\$	249,000.00	378802AT9	10/16/24	4.300	Oct-25	2026
Hilltop	1-General	10/17/25	01/18/25	31390	AXIOM BANK	\$	240,000.00	05464LBZ3	10/18/24	4.150	Oct-25	2026
Hilltop	1-General	10/17/25	01/18/25	9172	SECURITY BANK AND TRUST	\$	239,000.00	814010DQ4	10/18/24	4.250	Oct-25	2026
Hilltop	1-General	11/17/25	04/17/25	628	JP MORGAN CHASE BANK NA	\$	239,000.00	46657VLV0	10/17/24	4.450	Nov-24	2026

Hilltop	1-General	12/11/25	06/11/25	57694	FIRST NATL BK/DECATUR	\$	249,000.00	321118BT7	12/11/24	4.400	Dec-25	2026
Hilltop	1-General	01/12/26	07/12/24	59114	COMMERCEONE BANK	\$	249,000.00	20084WAK2	01/12/24	4.700	Jan-26	2026
Hilltop	1-General	01/20/26	07/17/24	57102	BANK OF BRENHAM NA	\$	243,000.00	060730AD0	01/17/24	4.800	Jan-26	2026
Hilltop	1-General	01/20/26	07/19/24	12855	FARMERS STATE BANK IA	\$	249,000.00	31034RKM6	01/19/24	4.700	Jan-26	2026
Hilltop	1-General	01/22/26	04/22/24	14692	PEOPLES BANK/CLIVE IA	\$	244,000.00	710253AU9	01/22/24	4.750	Jan-26	2026
Hilltop	1-General	01/23/26	07/23/24	19772	INCREDIBLEBANK	\$	248,000.00	45338JBY1	01/23/24	4.850	Jan-26	2026
Hilltop	1-General	07/17/26	07/19/24	1655	BANK OF OLD MONROE	\$	248,000.00	064236BY7	01/19/24	4.850	Jul-26	2026
Hilltop	1-General	11/27/26	06/27/25	28088	WASHINGTON FEDERAL	\$	249,000.00	938828FF2	11/27/24	4.350	Jun-25	2025
Hilltop	1-General	11/30/26	03/01/25	34294	CFG BANK/MD	\$	244,000.00	12527CHZ8	11/29/24	4.450	Mar-24	2025
Hilltop	1-General	12/03/26	06/03/25	57890	HSBC BANK USA NA	\$	247,000.00	44330UC26	12/03/24	4.450	Jun-25	2025

Broker	FUND	Maturity Date	FDIC Cert	Holding bank	\$	14,732,000.00	CUSIP	Settlement date	Yield	
Matured										
Hilltop	1-General	10/18/24		30387 FIRSTBANK PUERTO RICO	\$	237,000.00	33767GEZ7	10/20/23	5.400	
Hilltop	1-General	10/21/24		58647 FIRST FOUNDATION BANK	\$	243,000.00	32026UU61	07/21/23	5.250	
Hilltop	1-General	10/23/24		32574 BEAL BANK - PLANO TX	\$	237,000.00	07371BQH7	10/25/23	5.350	
Hilltop	1-General	10/23/24		12982 CIVISTA BANK	\$	248,000.00	17886TAQ2	10/24/23	5.400	
Hilltop	1-General	10/24/24		5296 ASSOCIATED BK GREEN BAY	\$	237,000.00	045491QM2	10/25/23	5.450	
Hilltop	1-General	10/24/24		57203 BARCLAYS BANK/DELAWARE	\$	236,000.00	06740KSB4	10/25/23	5.500	
Hilltop	1-General	10/24/24		5452 FIRST NATL BANK OF OMAHA	\$	237,000.00	332135LF7	10/25/23	5.450	
Hilltop	1-General	10/24/24		34967 POPULAR BANK	\$	237,000.00	73317ACS9	10/25/23	5.450	
Hilltop	1-General	10/25/24		24540 BANK OF NEW ENGLAND NH	\$	248,000.00	06426KCY2	10/27/23	5.400	
Hilltop	1-General	10/25/24		16571 BMO BANK NA	\$	243,000.00	05610LCH5	10/25/23	5.400	
Hilltop	1-General	10/25/24		57944 OPEN BANK	\$	248,000.00	68371GDP4	10/27/23	5.400	
Hilltop	1-General	11/13/24		12854 CENTIER BANK	\$	243,000.00	15140REB1	05/13/24	5.250	
Hilltop	1-General	11/13/24		9888 DIME BANK HONESDALE PA	\$	248,000.00	254300AG1	05/13/24	5.250	
Hilltop	1-General	11/13/24		58741 FIELDPOINT PRIVATE B&T	\$	243,000.00	31657FAX5	05/13/24	5.250	
Hilltop	1-General	11/13/24		19850 WEST GATE BANK LINCOLN	\$	248,000.00	95285QBP2	05/13/24	5.250	
Hilltop	1-General	11/14/24		110 BANK OZK	\$	248,000.00	06418CNM4	11/14/23	5.400	
Hilltop	1-General	11/14/24		16635 LUMINATE BANK	\$	248,000.00	55026MAM7	11/15/23	5.350	
Hilltop	1-General	11/15/24		22597 BANK OF THE SIERRA	\$	243,000.00	064860MX4	05/15/24	5.250	
Hilltop	1-General	11/15/24		35406 BANKVISTA	\$	248,000.00	06653ACV4	05/15/24	5.250	
Hilltop	1-General	11/15/24		3067 CLEAR FORK BANK NA	\$	243,000.00	184554AR4	05/16/24	5.250	
Hilltop	1-General	11/15/24		29147 NORTHEAST COMMUNITY BK	\$	237,000.00	664122BM9	11/17/23	5.300	
Hilltop	1-General	11/15/24		57512 WESTERN ALLIANCE BANK	\$	243,000.00	95763PTE1	05/17/24	5.300	
Hilltop	1-General	11/18/24		34401 FORTIS BANK/US	\$	243,000.00	349928AJ0	05/17/24	5.250	
Hilltop	1-General	11/29/24		3076 INDEPENDENT BANK	\$	243,000.00	45385JBV9	05/30/24	5.400	
Hilltop	1-General	11/29/24		19608 PARK BANK	\$	242,000.00	700168HL4	04/30/24	5.150	
Hilltop	1-General	11/29/24		15046 PEOPLES COMM BK WI	\$	242,000.00	71084SAP3	04/30/24	5.150	
Hilltop	1-General	12/20/24		30879 PROVIDENT SAVINGS BANK	\$	243,000.00	744039BT4	11/21/23	5.300	
Hilltop	1-General	12/27/24		58228 BUSINESS FIRST BANK	\$	248,000.00	098079BC9	12/28/23	4.850	
Hilltop	1-General	12/27/24		29961 FIRST SAVINGS BANK	\$	238,000.00	33621LGL1	12/29/23	4.800	
Hilltop	1-General	12/29/25		57420 HIGHLANDS COMMUNITY BANK	\$	248,000.00	43102GAD3	12/29/23	5.150	
Hilltop	1-General	04/25/25		3579 FIRST NAT BK MOUNT DORA	\$	237,000.00	32106BAH4	04/26/24	5.150	Called Early
Hilltop	1-General	04/23/25		10643 DUNDEE BANK	\$	248,000.00	26518EBF5	04/23/24	5.150	Called Early
Hilltop	1-General	07/17/25		58049 ECLIPSE BANK INC	\$	248,000.00	27889MAA8	01/17/24	4.300	Called Early

Hilltop 1-General	12/19/25	58648 CROSSFIRST BANK	\$	248,000.00	22766APA7	12/19/23	5.150	Called Early
Hilltop 1-General	12/22/25	35420 BRANSON BANK	\$	248,000.00	10542QAT3	12/21/23	5.000	Called Early
Hilltop 1-General	01/12/26	17115 PARTNERS BK NEW ENGLAND	\$	244,000.00	70214UBN7	01/12/24	4.800	Called Early
Hilltop 1-General	05/16/25	17739 PLAINS STATE BANK TX	\$	248,000.00	726547CK6	05/17/24	5.250	Called Early
Hilltop 1-General	05/14/25	6548 US BANK NA CINCINNATI	\$	237,000.00	90355UEQ4	05/15/24	5.250	Called Early
Hilltop 1-General	12/15/25	58090 FFB BANK	\$	248,000.00	30191MAC1	12/15/23	5.300	Called Early
Hilltop 1-General	12/15/25	26517 CAPE COD CO-OPERATIVE BK	\$	243,000.00	13933NAR5	12/15/23	5.050	Called Early
Hilltop 1-General	12/29/25	58864 COASTAL CAROLINA NATI BK	\$	248,000.00	190436AB1	12/29/23	4.800	Called Early
Hilltop 1-General	01/09/26	29293 CUMBERLAND FED BANK FSB	\$	248,000.00	23062KGT3	01/10/24	4.750	Called Early
Hilltop 1-General	07/18/25	8637 DAKOTA WESTERN BANK ND	\$	249,000.00	23427AAM6	01/19/24	4.650	Called Early
Hilltop 1-General	12/29/25	57483 CITIZENS BANK & TRUST AL	\$	248,000.00	173454BN8	12/29/23	4.800	Called Early

YEAR/B FUND	Maturity Date	Settlement		CUSIP	Purchase Price	PAR	Yield
		date	Type				
FY24/HI 1-General	11/30/2024	12/19/2023	US TREASURY	912828YV6	\$ 1,937,908.60	\$ 2,000,000.00	4.89
FY24/HI 1-General	11/30/2024	12/22/2023	US TREASURY	91282CDH1	\$ 1,928,744.00	\$ 2,000,000.00	4.85
					<u>\$ 3,866,652.60</u>	<u>\$ 4,000,000.00</u>	

First Financial(Oper)**Texas Class (Average Yield)**

Interest Earned	Interest Rate	Interest Variance	Fiscal	Interest Earned	Interest Rate	Interest Variance
NA	4.1773%	NA	Sep-24	NA	5.2917%	NA
\$ 25,810.12	3.9343%	-0.2430%	Oct-24	\$ 77,770.19	5.0420%	-0.2497%
\$ 39,338.78	3.8554%	-0.0789%	Nov-24	\$ 54,766.81	4.8835%	-0.1585%
\$ 44,439.62	3.7443%	-0.1111%	Dec-24	\$ 53,727.91	4.7464%	-0.1371%
\$ -	0.0000%	0.0000%	Jan-25	\$ -	0.0000%	0.0000%
\$ -	0.0000%	0.0000%	Feb-25	\$ -	0.0000%	0.0000%
\$ -	0.0000%	0.0000%	Mar-25	\$ -	0.0000%	0.0000%
\$ -	0.0000%	0.0000%	Apr-25	\$ -	0.0000%	0.0000%
\$ -	0.0000%	0.0000%	May-25	\$ -	0.0000%	0.0000%
\$ -	0.0000%	0.0000%	Jun-25	\$ -	0.0000%	0.0000%
\$ -	0.0000%	0.0000%	Jul-25	\$ -	0.0000%	0.0000%
\$ -	0.0000%	0.0000%	Aug-25	\$ -	0.0000%	0.0000%
\$ -	0.0000%	0.0000%	Sep-25	\$ -	0.0000%	0.0000%
\$ 109,588.52	3.8447%		TTD	\$ 186,264.91	4.8906%	

**FF (OPER) is always a month behind

* FF Interest is only for the OPER Account - the Munis detail will include all bank accounts

Texpool (AVERAGE MONTHLY RATE)**Texpool Prime (AVERAGE MONTHLY RATE)**

Interest Earned	Interest Rate	Interest Variance	Fiscal	Interest Earned	Interest Rate	Interest Variance
NA	5.3174%	NA* Changed from NAV	Sep-24	NA	5.5797%	NA* Changed from NAV
\$ 6,115.71	4.9130%	-0.4044%	Oct-24	\$ 11,697.40	4.9902%	-0.5895%
\$ 5,721.96	4.7302%	-0.1828%	Nov-24	\$ 11,008.66	4.8324%	-0.1578%
\$ 5,723.34	4.5610%	-0.1692%	Dec-24	\$ 11,095.40	4.6947%	-0.1377%
\$ -	0.0000%	0.0000%	Jan-25	\$ -	0.0000%	0.0000%
\$ -	0.0000%	0.0000%	Feb-25	\$ -	0.0000%	0.0000%
\$ -	0.0000%	0.0000%	Mar-25	\$ -	0.0000%	0.0000%
\$ -	0.0000%	0.0000%	Apr-25	\$ -	0.0000%	0.0000%
\$ -	0.0000%	0.0000%	May-25	\$ -	0.0000%	0.0000%
\$ -	0.0000%	0.0000%	Jun-25	\$ -	0.0000%	0.0000%
\$ -	0.0000%	0.0000%	Jul-25	\$ -	0.0000%	0.0000%
\$ -	0.0000%	0.0000%	Aug-25	\$ -	0.0000%	0.0000%
\$ -	0.0000%	0.0000%	Sep-25	\$ -	0.0000%	0.0000%
\$ 17,581.01	4.7347%		TTD	\$ 33,601.46	4.8391%	

TexStar (AVERAGE MONTHLY RATE)**Logic (AVERAGE MONTHLY RATE)**

Interest Earned	Interest Rate	Interest Variance	Fiscal	Interest Earned	Interest Rate	Interest Variance
NA	0.0000%	NA* Changed from NAV	Sep-24	NA	0.0000%	NA* Changed from NAV
NA	0.0000%	0.0000%	Oct-24	NA	0.0000%	0.0000%
NA	0.0000%	0.0000%	Nov-24	NA	0.0000%	0.0000%
NA	0.0000%	0.0000%	Dec-24	NA	0.0000%	0.0000%
\$ -	0.0000%	0.0000%	Jan-25	\$ -	0.0000%	0.0000%
\$ -	0.0000%	0.0000%	Feb-25	\$ -	0.0000%	0.0000%
\$ -	0.0000%	0.0000%	Mar-25	\$ -	0.0000%	0.0000%
\$ -	0.0000%	0.0000%	Apr-25	\$ -	0.0000%	0.0000%
\$ -	0.0000%	0.0000%	May-25	\$ -	0.0000%	0.0000%
\$ -	0.0000%	0.0000%	Jun-25	\$ -	0.0000%	0.0000%
\$ -	0.0000%	0.0000%	Jul-25	\$ -	0.0000%	0.0000%
\$ -	0.0000%	0.0000%	Aug-25	\$ -	0.0000%	0.0000%
\$ -	0.0000%	0.0000%	Sep-25	\$ -	0.0000%	0.0000%
\$ -	0.0000%		TTD	\$ -	0.0000%	

First Financial Bank N.A.

Payments Due Report - By Customer

From: Dec 01,2024 To: Dec 31,2024

Customer # Bank ID Location	Receipt # Customer Name Pay Type	Account No Payment Date	Face Current Par DTD Date Security Description Rate Pool	Maturity	Paydown Payment Maturity Payment Call Payment	Interest Payment Interest on Discount	Interest Payment Fee	Amount Withheld	Total Amount
Customer HF-00999										
HF-00999	24454 Tom Green Co	63110190228	\$249,000.00	82669LKP7 CD		\$0.00	\$941.42	\$0.00		\$941.42
	DDA	Monthly	12/17/2024	01/17/2024	4.600000 %	01/17/2025	\$0.00	\$0.00		
HF-00999	24455 Tom Green Co	63110190228	\$249,000.00	02519ACE5 CD		\$0.00	\$941.42	\$0.00		\$941.42
	DDA	Monthly	12/17/2024	01/17/2024	4.600000 %	01/16/2025	\$0.00	\$0.00		
HF-00999	24456 Tom Green Co	63110190228	\$249,000.00	46091MAX2 CD		\$0.00	\$941.42	\$0.00		\$941.42
	DDA	Monthly	12/17/2024	01/17/2024	4.600000 %	01/17/2025	\$0.00	\$0.00		
HF-00999	24460 Tom Green Co	63110190228	\$249,000.00	23427AAM6 CD		\$0.00	\$951.66	\$0.00		\$249,951.66
	DDA	Monthly	12/19/2024	01/19/2024	4.650000 %	12/19/2024	\$249,000.00	\$0.00		
HF-00999	24461 Tom Green Co	63110190228	\$248,000.00	064236BY7 CD		\$0.00	\$988.60	\$0.00		\$988.60
	DDA	Monthly	12/19/2024	01/19/2024	4.850000 %	07/17/2026	\$0.00	\$0.00		
HF-00999	24459 Tom Green Co	63110190228	\$249,000.00	706733AD4 CD		\$0.00	\$941.42	\$0.00		\$941.42
	DDA	Monthly	12/19/2024	01/19/2024	4.600000 %	01/17/2025	\$0.00	\$0.00		
HF-00999	24462 Tom Green Co	63110190228	\$249,000.00	31034RKM6 CD		\$0.00	\$961.89	\$0.00		\$961.89
	DDA	Monthly	12/19/2024	01/19/2024	4.700000 %	01/20/2026	\$0.00	\$0.00		
HF-00999	24424 Tom Green Co	63110190228	\$238,000.00	33621LGL1 CD		\$0.00	\$11,392.70	\$0.00		\$249,392.70
	DDA	At Maturity	12/27/2024	12/29/2023	4.800000 %	12/27/2024	\$238,000.00	\$0.00		



First Financial Bank N.A.

Payments Due Report - By Customer

From: Dec 01,2024 To: Dec 31,2024

Customer # Bank ID Location	Receipt # Customer Name Pay Type Pmnt Sched	Account No Payment Date	Face Current Par DTD Date Security Description Rate Pool	Maturity	Paydown Payment Maturity Payment Call Payment	Interest Payment Interest on Discount	Interest Payment Fee	Amount Withheld	Total Amount
Customer HF-00999										
HF-00999	24421 Tom Green Co Monthly	63110190228 12/27/2024	\$248,000.00 \$248,000.00 12/28/2023	098079BC9 CD B1BANK BATON ROUGE LA 4.850000 %	12/27/2024	\$0.00 \$248,000.00 \$0.00	\$955.65	\$0.00		\$248,955.65
HF-00999	24629 Tom Green Co Monthly	63110190228 12/27/2024	\$249,000.00 \$249,000.00 11/27/2024	938828FF2 CD WASHINGTON FEDERAL CD 4.350000 %	11/27/2026	\$0.00 \$0.00 \$0.00	\$890.26	\$0.00		\$890.26
HF-00999	24419 Tom Green Co Monthly	63110190228 12/30/2024	\$248,000.00 \$248,000.00 12/28/2023	856555EK9 CD STATE BK NEW RICHLAND MINN CD 5.000000 %	06/27/2025	\$0.00 \$0.00 \$0.00	\$1,019.18	\$0.00		\$1,019.18
HF-00999	24423 Tom Green Co Monthly	63110190228 12/30/2024	\$248,000.00 \$248,000.00 12/29/2023	173454BN8 CD CITIZENS BK & TR GUNTERVILLE C 4.800000 %	12/29/2024	\$0.00 \$248,000.00 \$0.00	\$978.41	\$0.00		\$248,978.41
HF-00999	24511 Tom Green Co Monthly	63110190228 12/30/2024	\$248,000.00 \$248,000.00 04/29/2024	45780PBZ7 CD Inst Sav Newburyport Vic 5.200000 %	01/29/2025	\$0.00 \$0.00 \$0.00	\$1,059.95	\$0.00		\$1,059.95
HF-00999	24577 Tom Green Co Monthly	63110190228 12/30/2024	\$248,000.00 \$248,000.00 07/30/2024	513604AB4 CD Lamont Bank of St John 5.100000 %	01/30/2025	\$0.00 \$0.00 \$0.00	\$1,039.56	\$0.00		\$1,039.56
HF-00999	24595 Tom Green Co Monthly	63110190228 12/30/2024	\$249,000.00 \$249,000.00 09/30/2024	84287PKB7 CD 4.300000 %	09/30/2025	\$0.00 \$0.00 \$0.00	\$880.03	\$0.00		\$880.03
HF-00999	24410 Tom Green Co	63110190228	\$243,000.00 \$243,000.00	13933NAR5 CD CCOBK		\$0.00 \$243,000.00	\$6,152.56	\$0.00		\$249,152.56



12

First Financial Bank N.A.

Payments Due Report - By Customer

From: Dec 01,2024 To: Dec 31,2024

Customer # Bank ID Location	Pay Type	Receipt # Customer Name Pmnt Sched	Account No Payment Date	Face Current Par DTD Date Security Description Rate Pool	Maturity	Paydown Payment Maturity Payment Call Payment	Interest Payment Interest on Discount	Interest Payment Fee	Amount Withheld	Total Amount
Customer	DDA	HF-00999 Semi-Annually	12/16/2024	12/15/2023	5.050000 %	12/15/2024	\$0.00				
HF-00999		24447 Tom Green Co	63110190228	\$248,000.00	23062KGT3 CD		\$0.00	\$968.22	\$0.00		\$248,968.22
	DDA	Monthly	12/10/2024	01/10/2024	4.750000 %	12/10/2024	\$248,000.00 \$0.00				
HF-00999		24608 Tom Green Co	63110190228	\$249,000.00	378802AT9 CD		\$0.00	\$880.03	\$0.00		\$880.03
	DDA	Monthly	12/16/2024	10/16/2024	4.300000 %	10/16/2025	\$249,000.00 \$0.00 \$0.00				
HF-00999		24450 Tom Green Co	63110190228	\$248,000.00	630096DC6 CD		\$0.00	\$958.03	\$0.00		\$958.03
		Monthly	12/12/2024	01/12/2024	4.700000 %	01/13/2025	\$248,000.00 \$0.00 \$0.00				
HF-00999		24448 Tom Green Co	63110190228	\$249,000.00	20084WAK2 CD		\$0.00	\$961.89	\$0.00		\$961.89
	DDA	Monthly	12/12/2024	01/12/2024	4.700000 %	01/12/2026	\$249,000.00 \$0.00 \$0.00				
HF-00999		24410 Tom Green Co	63110190228	\$243,000.00	13933NAR5 CD		\$0.00	\$0.00	\$0.00		\$0.00
	DDA	Semi-Annually	12/13/2024	12/15/2023	5.050000 %	12/15/2024	\$243,000.00 \$0.00 \$0.00				
HF-00999		24606 Tom Green Co	63110190228	\$249,000.00	531194BD9 CD		\$0.00	\$859.56	\$0.00		\$859.56
	DDA	Monthly	12/02/2024	10/11/2024	4.200000 %	10/10/2025	\$249,000.00 \$0.00 \$0.00				
HF-00999		24550 Tom Green Co	63110190228	\$248,000.00	538036K37 CD		\$0.00	\$1,059.95	\$0.00		\$1,059.95
	DDA	Monthly	12/02/2024	05/15/2024	5.200000 %	02/14/2025	\$248,000.00 \$0.00 \$0.00				
HF-00999		24599	63110190228	\$249,000.00	251795DB3 CD		\$0.00	\$880.03	\$0.00		\$880.03



First Financial Bank N.A.
Payments Due Report - By Customer
 From: Dec 01,2024 To: Dec 31,2024

Customer # Bank ID Location	Receipt # Customer Name Pay Type	Account No Pmnt Sched Payment Date	Face Current Par DTD Date Security Description Rate PoolMaturity		Paydown Payment Maturity Payment Call Payment	Interest Payment Interest on Discount	Interest Payment Fee	Amount Withheld	Total Amount
Customer	HF-00999									
	Tom Green Co		\$249,000.00	DEVON BANK/CHICAGO IL		\$0.00				
DDA	Monthly	12/04/2024	10/04/2024	4.300000 %	04/04/2025	\$0.00				
HF-00999	24600	63110190228	\$249,000.00	367612BF4 CD		\$0.00	\$890.26	\$0.00		\$890.26
	Tom Green Co		\$249,000.00	GATEWAY FIRST BANK		\$0.00				
DDA	Monthly	12/04/2024	10/04/2024	4.350000 %	10/03/2025	\$0.00				
HF-00999	24393	63110190228	\$243,000.00	744039BT4 CD		\$0.00	\$1,023.26	\$0.00		\$244,023.26
	Tom Green Co		\$243,000.00	PROVIDENT SVGS BK F S B RIVE		\$243,000.00				
DDA	Semi-Annually	12/20/2024	11/21/2023	5.300000 %	12/20/2024	\$0.00				
HF-00999	24466	63110190228	\$248,000.00	45338JBY1 CD		\$0.00	\$988.60	\$0.00		\$988.60
	Tom Green Co		\$248,000.00	INCREDIBLEBANK WAUSAU WIS		\$0.00				
DDA	Monthly	12/23/2024	01/23/2024	4.850000 %	01/23/2026	\$0.00				
Customer	HF-00999			Total Calls	Total Paydowns	Total Maturity	Total Interest	Total Interest Fee	Total Payments	
				\$0.00	\$0.00	\$1,717,000.00	\$40,505.96	\$0.00	\$1,757,505.96	

